


JULY 10 10% Design Meeting Notes

**Site Planning, Table #1**



- Circular or oval building, natural shape
- Spiral ramps – easy flow
- 3 or 4 floors
- Gathering hall in the middle
- Observation deck on 4<sup>th</sup> floor, see over adjacent structures to ocean
- Lots of glass on the south side
- Roundness = even flow
- Bus parking on the side street
- Building back from street for noise considerations
- Sod house exhibit on the east side of site, outside space and exhibits

Site Planning, Table #2




- Gold panning
- Igloo entrance
- 2 story building, unique shape because it's a unique and special building
- Buy pioneer house across street to show history of that era
- Green space and trees, make this a special place/park
- Sculpture corner- relate to sculpture at corner of St. Joes Park area- perhaps Eskimo looking towards them.
- 2 story building loosely fashioned on inee (? Spelling) square shape reinterpreted with skylights
- Entrance reinterpreting
- Rounded doors

## Site Planning, Table #3




- Pot luck to hold up to 500 people; more commonly 200 people
- Partition off gathering to hold smaller groups
- Basement – mechanical, storage
- Wind from west
  - Therefore east side main entrance; north and south entrance sheltered
  - Covered outdoor space (gazebo-like)
- 2 story building with accessible basement for those rooms that don't need daylight
- 2 level gathering space, with balcony to accommodate larger audience events
- Note: Methodist Church back parking lot busy twice a week for thrift sale

**Building Design, Table #1**



- Spiral ramp- could be used for displays
- Gathering place as central focus
- Eskimo heritage on ground floor – easy access for elders
- Total glass in artisan workshop-access off of ramp – highly visible
- Observation deck, protected
- Oldest artifacts on ground, more modern as you go up
- Sod house, statue garden
- Eskimo blanket toss space
- Placed in SW corner of site, plaza to east to protect from west wind

**Building Design, Table #2**



- Inee design at front door (toilets accessed off of this area) similar to igloo plan
- Buy adjacent property for future expansion and use
- Mostly on first floor
- Balcony to look over 2 storey gathering space
- Main entrance in NE corner, secondary entrance in SW corner near stage and mechanical
- Galleries off of Inee traditional entrance hall, highly visible, showcase

**Building Design, Table #3**



- Basement
  - Storage
  - Mechanical
  - Classroom- with entrance for cars and people- demonstration needs, easy to clean up
- Main level- Entrance facing east
  - Gathering
  - Administration
  - Kit, stage, storage
  - Artifact display on first floor
- Classrooms in basement for ease of clean-up
- Appears to be 1 storey, with daylight basement.

Closing comments by group

Adjournment 3:30P